



### District Report Card: 2017


<b>State:</b> Haryana	<b>District:</b> Panchkula
<b>Class:</b> 8	<b>Subject:</b> Language
<b>Schools:</b> 51	<b>Students:</b> 1170


### Participation/Coverage


#### Students

<b>GENDER</b> 	Boys		Girls	
	Number	%	Number	%
	538	45.98	632	54.02

<b>AREA</b> 	Rural		Urban	
	Number	%	Number	%
	570	48.72	600	51.28

<b>CATEGORY</b> 	SC		ST		OBC		GEN	
	Number	%	Number	%	Number	%	Number	%
	364	31.11	1	0.09	325	27.78	480	41.03

<b>CWSN</b> 	LD	VI	HI	S&LD	ID	Oth
	3	0	0	0	5	2

<b>Management</b> 	Government		Government-aided	
	Number	%	Number	%
	1094	93.50	76	6.50

### Average Performance of Students in Language (%)

Overall	Gender		Area		Management		Social Group			
	Male	Female	Rural	Urban	Govt.	Aided	SC	ST	OBC	GEN
60.09	57.26	62.50	60.15	60.03	60.01	61.23	59.23	46.67	58.67	61.74

### Performance on Learning Outcomes (LOs)

Learning Outcomes	Description	Average Performance(%)
L813	Read textual/non-textual materials with comprehension and identifies the details, characters, main idea and sequence of ideas and events while reading	60.09

Range of Performance of Students who Answered Correctly							
Below 30%		30% - 50%		50% - 75%		Above 75%	
Number	%	Number	%	Number	%	Number	%
102	8.72	243	20.77	567	48.46	258	22.05

### Lowest Performing Learning Outcomes (LOs)

1 - Read textual/non-textual materials with comprehension and identifies the details, characters, main idea and sequence of ideas and events while reading (60.09)